



IXICO

Advanced Analytics. Intelligent Insights.



IXICO

Advanced Analytics.
Intelligent Insights.

w: www.ixico.com

e: info@ixico.com

Delivering Insights in Neuroscience

“Advancing medicine and human health by transforming data into clinically meaningful insights.”

IXICO is a premier neuroimaging provider helping biopharmaceutical companies maximize the value of their drug development pipelines by transforming data into clinically meaningful insights. Bringing together world-class therapeutic expertise, breakthrough analytics and operational excellence, IXICO is the proven partner of choice for imaging biomarker solutions in CNS clinical trials.



Power of Neuroimaging

Neuroimaging, with its ability to visualize extraordinary information about the structural, functional and biochemical characteristics of the human brain, is a powerful tool in CNS clinical trials. In addition to providing key biomarker endpoints to measure therapeutic effects, it also allows drug development sponsors to gain critical efficiencies by optimizing trial sample size vis-à-vis statistical power.

For sponsors, however, it is challenging to translate the real value of neuroimaging into successful operationalization and trial outcomes due to complexities inherent in therapy-specific biomarker selection, patient recruitment strategies, choice of analysis methodologies and multi-center logistics.

With specialist neuroscience knowledge, AI-driven innovation and robust operational infrastructure, IXICO solutions are specifically designed to enable clients to address these challenges and realize the full power of imaging biomarkers in today's CNS trials.

Supporting Entire Development Lifecycle

Our advanced neuroimaging solutions unlock clinically meaningful insights about drug safety and efficacy across the entire development lifecycle, from Phase I through to commercialization.

Supporting clients to make better informed decisions earlier in the development pathway, IXICO helps accelerate R&D decision making, de-risk clinical research and maximize the value of sponsors' drug development pipelines.

Proven Therapeutic Know-how

Having focused solely on neurological disorders since our inception in 2004, IXICO teams are renowned specialist experts in CNS therapy areas. Blending specialist neuroscience domain knowledge, access to highly curated neurological patient data and proven pipeline algorithms to measure brain biomarkers, we help you directly answer your research questions including those related to disease symptoms, delivery mechanism, mode of action, drug safety and efficacy.



End-to-End Services



Study Design & Consultation: Individually tailored consultation to define best imaging endpoints and analysis methodologies to deliver requisite insights



Project Management: Seamless start-up, management and delivery of your study overseen by a dedicated central point of contact to provide highest levels of client care and support



Imaging Site Set-Up & Management: Qualification, training and management including rigorous multi-center harmonization and standardization of image acquisition protocols



Centralized Reading: Image read by global network of renowned neuroradiologists and nuclear medicine physicians



Image Analysis: Meticulous, rigorous assessment by highly trained specialist analysts



Regulatory Pathway: Deployment of imaging biomarkers within regulatory compliant framework



PET / SPECT Tracer Management: Complete tracer supply management service

CNS Therapeutic Areas

Proven therapeutic expertise across major CNS indications including:

- Alzheimer's Disease
- Huntington's Disease
- Multiple System Atrophy
- Parkinson's Disease
- Progressive Supranuclear Palsy
- Spinocerebellar Ataxia
- Friedreich's Ataxia
- Other Movement Disorders & Dementias

Full Analysis Capabilities

Radiology Eligibility and Safety Visual Reads

Volumetric MRI (vMRI)

Optimized pipelines per therapeutic area and region

Diffusion MRI (dMRI)

ROI (LEAP ROI, JHU White Matter Labels)

Whole-brain Tractography / Connectivity

Free Water Analysis

Resting State Functional MRI (rs-fMRI)

Task-based Functional MRI (tb-fMRI)

Arterial Spin Labeling (ASL)

Magnetic Resonance Spectroscopy (MRS)

Susceptibility Weighted Imaging (SWI)

Quantitative Susceptibility Mapping (QSM)

Molecular Imaging (PET and SPECT)

PET / SPECT Tracer Management

- Complete tracer supply management service

PET Visual Reads

Standardized Uptake Value Ratio (SUVR)

- MRI-based and PET only analysis

PET Centiloid Scales

Tracer Kinetics (Dynamic PET Binding Potential)

SPECT Visual Reads

SPECT Semi Quantitative Analysis

- Striatal Binding Ratios – SBRs

Imaging Analysis

ELIGIBILITY / STRATIFICATION

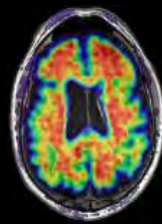
SAFETY

EFFICACY

IMAGING



Structural MRI



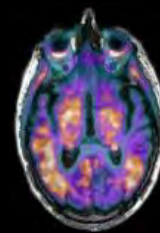
PET / SPECT



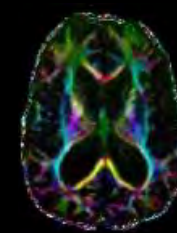
Structural MRI



Structural MRI

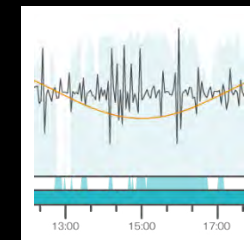


PET / SPECT




Advanced MRI

BIOSENSOR



Actigraphy



**TECHNOLOGY
& INNOVATION**

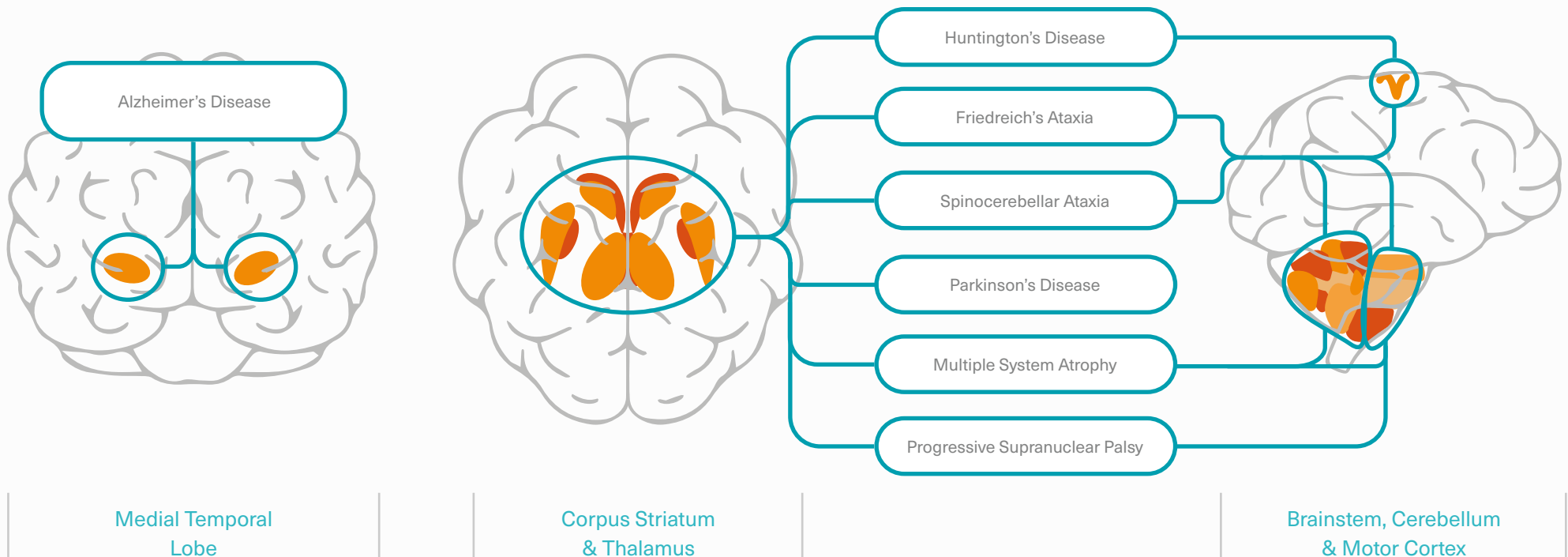
Cutting-edge Analytics

IXICO's therapeutic-area-specific validated AI algorithms provide world-class, ground-breaking analytics to enable accurate assessment of brain pathologies and disease-specific symptoms.

LEAP, the patented analysis technology with fully automated segmentation of over 150 brain structures, performs quantification of changes in both whole-brain and regional volumes.

Using multi-atlas propagation, a flexible and robust method for image segmentation, LEAP is optimized and validated for therapeutic area and region-specific segmentations.

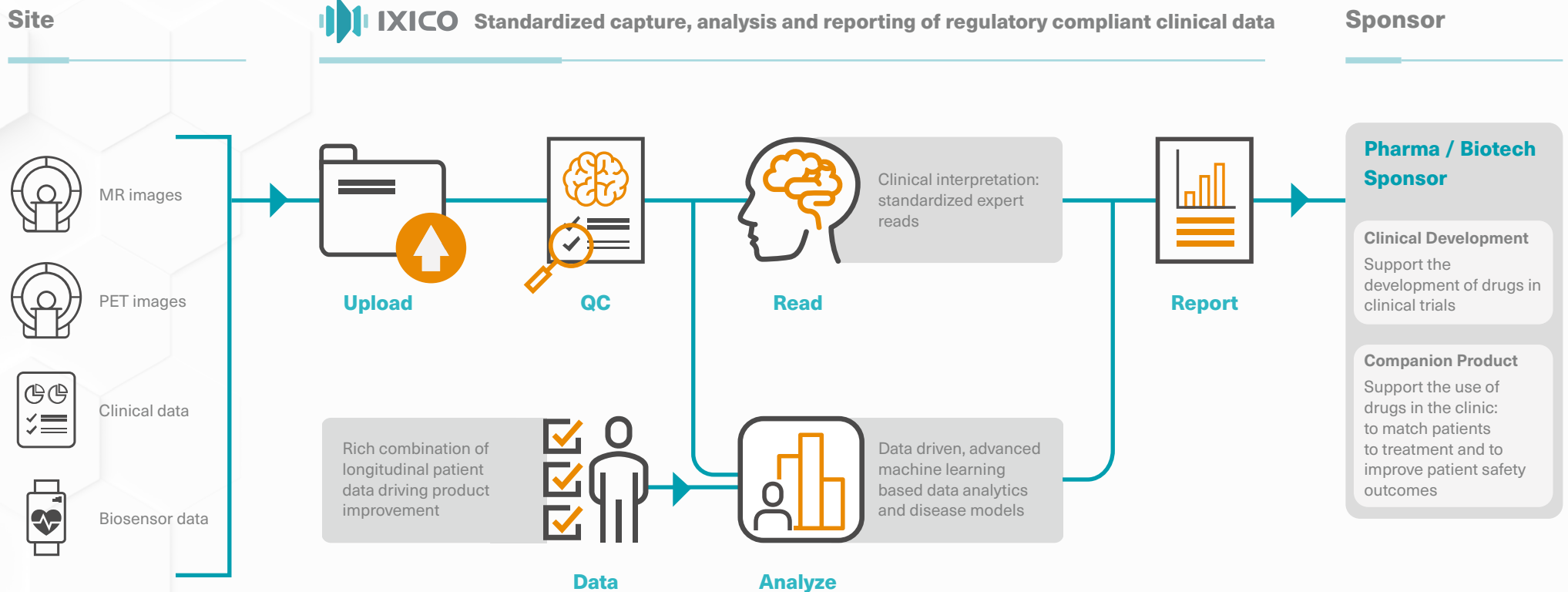
LEAP: AI Technology with Broad Therapeutic Application



TrialTracker

TrialTracker, IXICO's proprietary image management platform, facilitates standardized capture, quality assurance, reading, analysis and reporting of clinical data across the entire image lifecycle.

Uniquely focused on simplifying workflows across different user types and processes, it seamlessly unifies the complex workflows between imaging centers, radiology / nuclear medicine readers, IXICO teams and sponsor personnel.

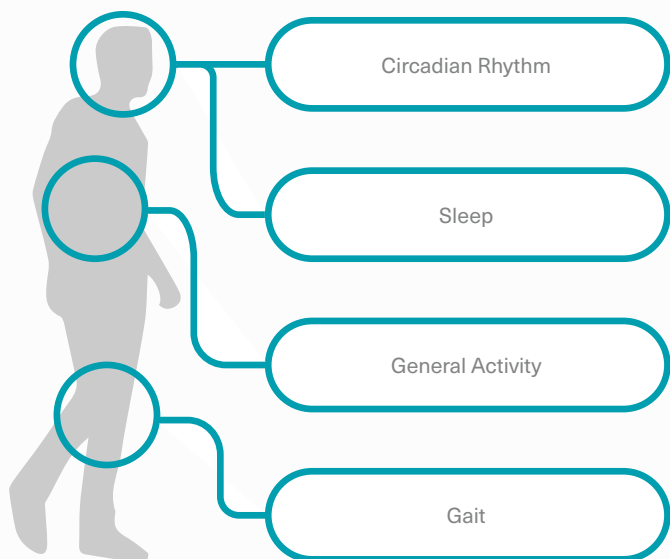


Digital Biomarkers

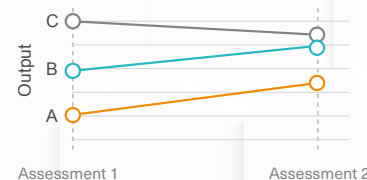
Digital biomarkers offer valuable real-world data in clinical research. As a pioneer in deploying emerging wearable technologies in clinical research settings, IXICO is at the forefront of developing and validating machine-learning tools to analyze biosensor data including actigraphy outputs.

Digital Outcome Measures in Drug/Therapeutics Development

IXICO product utility



Daily profile



Monitoring disease progression



Cohort selection & stratification

- Risk
- Diagnosis
- Prognosis



Drug effects

- Safety
- Side effects
- Treatment response

Advancing medicine and human health by transforming data into clinically meaningful insights.



Advanced Analytics. Intelligent Insights.

www.ixico.com